

Toyo University International Residence

International House

Application Guide



## 1. Basic Information

- Residence name Toyo University International House (I-House)
- Address 3-2-4 Sendagi, Bunkyo-ku, Tokyo, 113-0022
- Building 7 stories built in August, 2008
- Capacity 117 beds

### Management of this residence

Management of the International House is provided by National Students Information Center Co. LTD. (NASIC) . Toyo University together with NASIC offer safe and comfortable residence life to its residents. Residents will be contacted by NASIC regarding payment of the housing fee and application for moving-in and -out.

National Students Information Center Co. LTD. (NASIC)

### Dormitory Manager and Resident Assistant

Dormitory managers live on the first floor and work in the manager's office. The office is open from 8:30 AM through 7 PM on weekdays and from 8:30 through noon on Saturdays.

Resident Assistants (RAs) are student staff who live in the I-House and provide various support for residents. They have passed rigorous screening process and have been properly trained. When residents have any concerns or issues, they should talk to RAs first.

## 2. Application eligibility

Students who meet all of the following requirements are eligible to live in the International House:

- 1) Current Toyo students (both undergraduate and graduate) or international exchange students (first-year undergraduate students are not eligible);
- 2) Those who can observe the residence rules;
- 3) Those who can live with other residents in the same building and participate in events and programs provided in the residence
- 4) Those who can obtain parents' agreement (for students under 20 years old only)

※Non-degree-seeking students and students in correspondence course are not eligible to apply

※Students who take a leave of absence are not eligible to live in the I-House during the period of leave.

**International House is a residence that promotes interactions and communication among residents. For this reason, we welcome students who are willing to interact with and respect others. There are units where you share the kitchen, living space, or bathroom with another resident. This is different from living in a general apartment owned by private companies.**

### 3. Period of stay

1 semester minimum to 4 semesters maximum

If the resident is hired as an RA while he/she is staying as a regular resident, another 4 semesters will be added.

Notes:

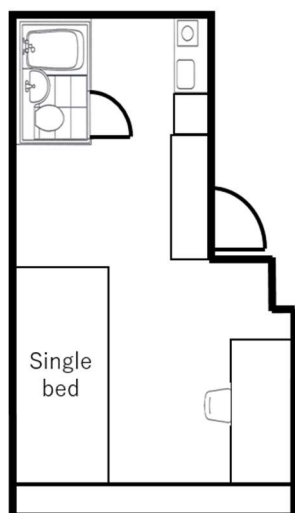
- 1) Period of stay is a semester basis.
- 2) It is not possible to move out only for a summer, winter, or spring break. For example, you cannot move out at the end of Fall semester, spend the spring break outside for 2 months, re-apply for the AI-House, and move in at the end of March.

### 4. Facility

#### ①Unit types

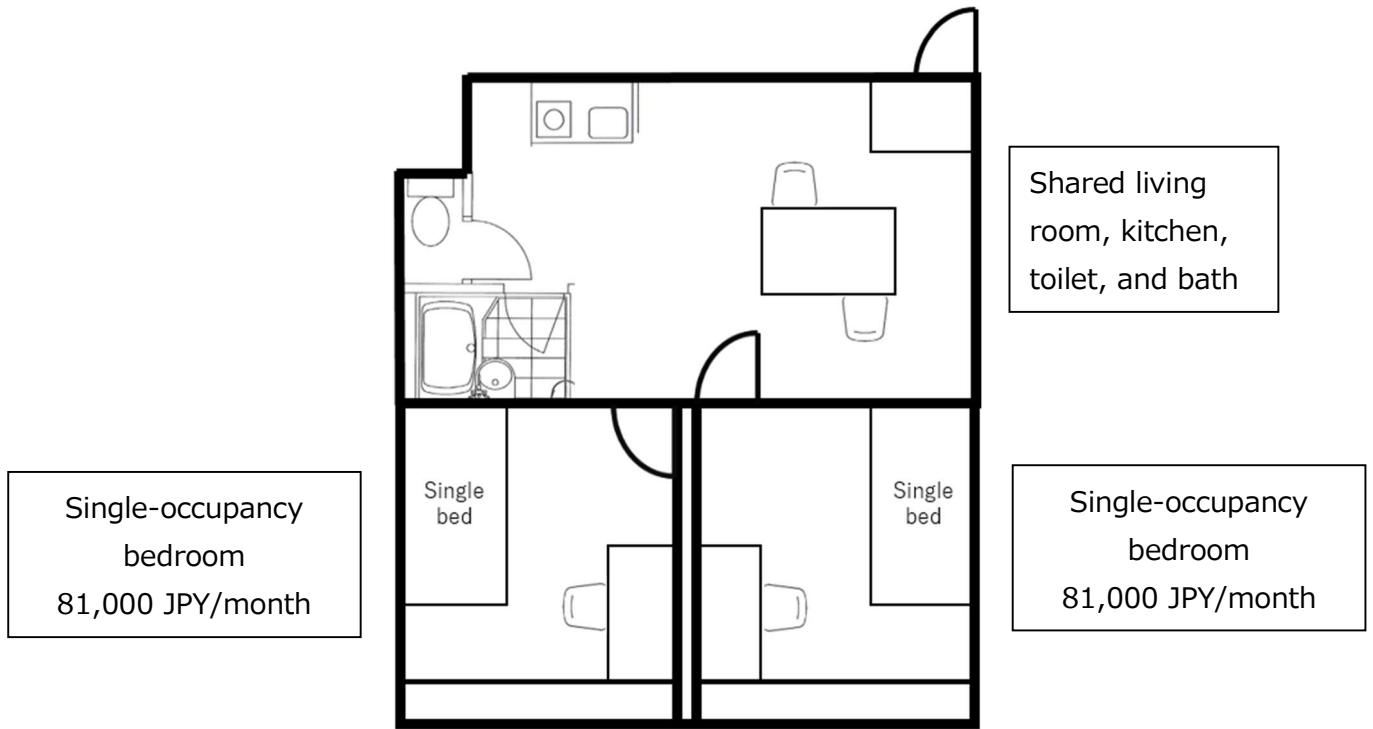
The following illustrations are examples. Actual unit layout may be different from the illustrations below.

- Single unit : exclusive bedroom, kitchen, and bathroom

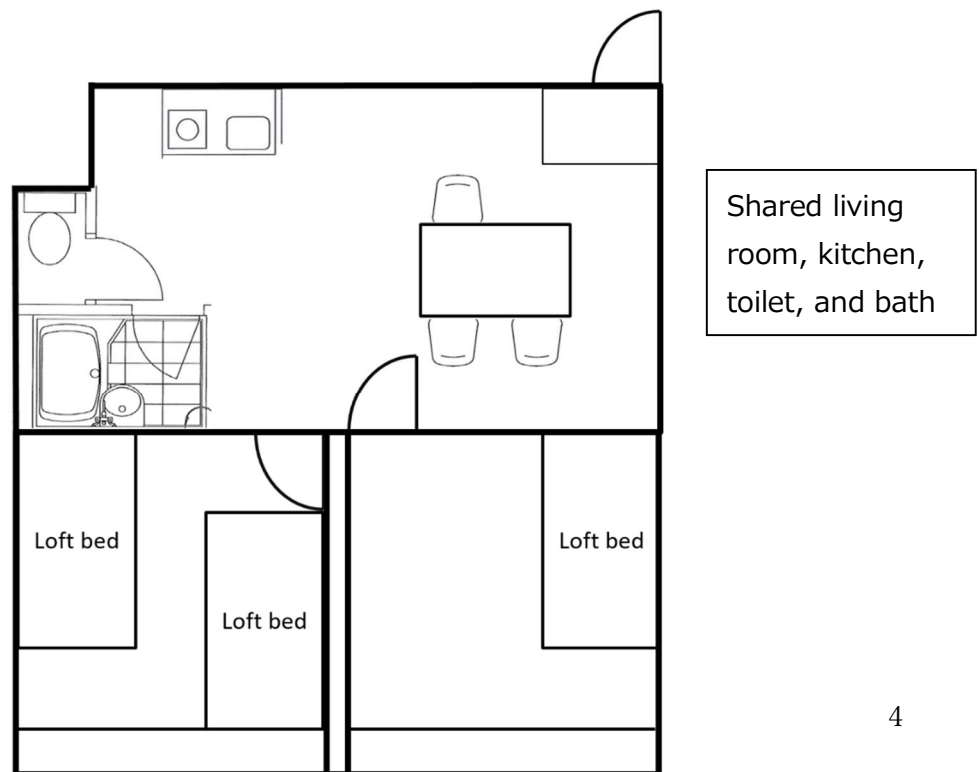


Single-occupancy bedroom  
81,000 JPY/month

- Double unit : 2 single-occupancy bedrooms, shared living space, kitchen, and bathroom



- Triple unit : 1 single-occupancy bedroom, 1 double-occupancy bedroom, shared living space, kitchen, and bathroom



Double-occupancy  
bedroom  
51,000 JPY/month

Single-occupancy  
bedroom  
81,000 JPY/month

② Equipment list ● = Available in unit ○ = Available in shared space × = Not available

Bed	●
Desk and chair	●
Closet	●
Curtain	●
Air-conditioner	●
Lights	●
Desk light	●
Hanging pole	×
Internet (Wi-Fi)	●
Bedding items	※

Renting bedding items is required. Its fee is not included in the monthly housing fee.

#### Electrical items

● = available in individual room ○ = available in common areas  
△ = can be borrowed × = not available

Refrigerator	●
Washing machine & dryer	●
Rice cooker	×
Microwave	●
Iron	×
Vacuum cleaner	△ (free)
Bicycle (with electric support)	×
Kettle	×
Hair dryer	×
TV	×
Printer	×
Copy machine	○ (charged)

## Other items

● = available in individual room ○ = available in common areas

△ = can be borrowed × = not available

Dishes & cutlery	×
Cooking items	×
Toilet paper	×
Tissues	×
Bath mat	×
Hanger	×

※Even for the items marked as “not available,” there are some items that the previous residents donated to the I-House. Many units actually have cooking items. We encourage you to move in with minimum necessary items and check what is in your unit before purchasing items.

Notes on unit types:

**•If you prefer to stay in the single-occupancy room, you will be assigned to the single, double, or triple unit. The same rate applies to any unit.**

**•It is the university’s decision of which unit type you will be assigned to. The assignment cannot be changed in principle.**

**•In principle, it is not possible to change room/unit assignment after you move in. We welcome students who can enjoy sharing the residence with other residents.**

• Please contact the Housing Team if there are any concerns that affect unit assignment.

• Monthly housing fee depends on whether you stay in a single- or double-occupancy bedroom but not unit types.

## 5. Meals

No meal is provided in the International House. If you prefer a residence with meal plans, please consider applying for the AI-House HUB-4.

## 6. Fees

Initial entry fee : 50,000 JPY (Charged only once, non-refundable, not applicable to international exchange students)

Single-occupancy bedroom : 81,000 JPY per month

Double-occupancy bedroom : 51,000 JPY per month

Rental fee of bedding items : 2,300 JPY per month

※The monthly housing fee includes utility charges and internet fees.

※Rental fee of bedding items will increase to 2,500 JPY per month beginning September 2025.

Initial cost:

- Initial entry fee: 50,000 yen (Not applicable to international exchange students)
- Housing fee for the month you are moving in: calculated based on the number of days you stay
- Housing fee for the following month
- Rental bedding items fee for the first two months

Notes:

- You will be asked to pay the initial entry fee even if you cancel to move in after your application is completed.
- The fee for the first month will be calculated based on the number of days you will stay beginning the date that you selected as the start of your stay in your application.
- From the third month, residents will be asked to pay the monthly housing fee and rental fee of bedding items by the 6th of each month.
- Residents can choose either paying method: automatic monthly bank transaction or paying at convenience store
- Renting of bedding items is required. Residents will be asked to pay its fee together with the monthly housing fee.
- It is not possible to move in between March 1 and 31 because exit room cleaning and preparation for new incoming residents will be at work.

## 7. Application procedure

①Application from the residence's website

②Screening by the Center for Global Education and Exchange

Application may be rejected if more applications are received than the residence's capacity or the Center judges the applicant not being suitable for living in the International House.

- ③ Submit application documents
- ④ Moving in
- ⑤ Payment of the initial cost

## 8. Inquiries

Submit your inquiry on the inquiry page in the residence website.